











































































Historical crude oil/NGPL production chart (click to enlarge)

Rank 	Country/Region 	Oil — production(bbl/day) 	Date of Information 
—	<i>World</i>	84,240,000	2009
1	 Russia	10,120,000	2010
2	 Saudi Arabia	9,764,000	2009
3	 United States	9,056,000	2009
4	 Iran	4,172,000	2009
5	 China	3,991,000	2009
6	 Canada	3,289,000	2009
7	 United Arab Emirates	2,798,000	2009
8	 Mexico	2,602,000	2009
9	 Kuwait	2,494,000	2009
10	 Iraq	2,420,000	2009
—	 European Union	2,383,000	2009
11	 Norway	2,350,000	2009
12	 Algeria	2,180,000	2008
13	 Venezuela	2,175,000	2008
14	 Brazil	1,973,000	2008
15	 Angola	1,835,000	2008
16	 Nigeria	1,825,000	2008
17	 United Kingdom	1,584,000	2008
18	 Libya	1,550,000	2008
19	 Kazakhstan	1,429,000	2008
20	 Qatar	1,208,000	2008
21	 Indonesia	1,051,000	2008
22	 Azerbaijan	1,029,600 ^[2]	2009
23	 India	878,700	2009
24	 Oman	806,000	2008
25	 Colombia	798,000	2010
26	 Argentina	792,300	2008
27	 Malaysia	727,200	2008
28	 Egypt	630,600	2008
29	 Australia	586,400	2008
30	 Ecuador	505,100	2008
31	 Sudan	480,200	2008
32	 Syria	367,500	2008
33	 Thailand	361,300	2008

34	 Equatorial Guinea	359,200	2008
35	 Vietnam	313,600	2008
36	 Yemen	300,100	2008
37	 Denmark	288,800	2008
38	 Gabon	247,800	2008
39	 Congo, Republic of the	239,900	2008
40	 South Africa	195,000	2008
41	 Turkmenistan	189,400	2008
42	 Trinidad and Tobago	163,300	2008
43	 Italy	162,200	2008
44	 Brunei	157,400	2008
45	 Germany	150,800	2008
46	 Japan	133,100	2008
47	 Chad	127,000	2008
48	 Peru	120,200	2008
49	 Romania	115,200	2008
50	 Ukraine	101,300	2008
51	 Timor-Leste	100,000	2008
52	 Tunisia	86,930	2008
53	 Uzbekistan	83,820	2008
54	 Cameroon	81,720	2008
55	 Netherlands	72,090	2008
56	 France	70,800	2008
57	 New Zealand	65,400	2008
58	 Pakistan	61,870	2008
59	 Cote d'Ivoire	60,100	2008
60	 Cuba	52,630	2008
61	 Bolivia	51,360	2008
62	 Bahrain	48,520	2008
63	 Turkey	46,120	2008
64	 Papua New Guinea	38,100	2008
65	 Hungary	37,830	2008
66	 Poland	35,560	2008
67	 Belarus	32,950	2008
68	 Korea, South	30,440	2008
69	 Spain	28,130	2008
70	 Philippines	25,120	2008

71	 Austria	24,850	2008
72	 Croatia	22,200	2008
73	 Burma	22,120	2008
74	 Congo, Democratic Republic of the	19,960	2008
75	 U.S. Virgin Islands	17,620	2008
76	 Czech Republic	16,080	2008
77	 Guatemala	15,550	2008
78	 Suriname	15,280	2008
79	 Slovakia	14,000	2008
80	 Mauritania	12,830	2008
81	 Taiwan	12,310	2008
82	 Serbia	11,420	2008
83	 Belgium	11,220	2008
84	 Chile	11,190	2008
85	 Finland	9,789	2008
86	 Singapore	8,553	2008
87	 Lithuania	8,247	2008
88	 Portugal	7,861	2008
89	 Estonia	7,600	2008
90	 Ghana	7,399	2008
91	 Bangladesh	6,426	2008
92	 Albania	5,985	2008
93	 Israel	5,246	2008
94	 Greece	4,891	2008
95	 Morocco	4,310	2008
96	 Sweden	3,572	2008
97	 Belize	3,511	2008
98	 Bulgaria	3,357	2008
99	 Switzerland	3,244	2008
100	 Mongolia	3,216	2008
101	 Aruba	2,351	2008
102	 Puerto Rico	1,354	2008
103	 Barbados	1,100	2008
104	 Georgia	977	2008
105	 Kyrgyzstan	958	2008
106	 Uruguay	946	2008

107	 Tajikistan	238	2008
108	 Zambia	159	2008
109	 Korea, North	121	2008
110	 Madagascar	85	2008
111	 Paraguay	27	2008
112	 Slovenia	5	2008
113	 Sierra Leone	3	2008
114	 Antigua and Barbuda	0	2008
115	 Botswana	0	2008
116	 Benin	0	2008
117	 Bhutan	0	2008
118	 Cyprus	0	2008
119	 Dominican Republic	0	2008
120	 Ethiopia	0	2008
121	 Guinea-Bissau	0	2008
122	 Panama	0	2008
123	 Nicaragua	0	2008
124	 Netherlands Antilles	0	2008
125	 Nauru	0	2008
125	 Nepal	0	2008
126	 Malta	0	2008
127	 Mauritius	0	2008
128	 Mali	0	2008
129	 Macedonia	0	2008
130	 Montenegro	0	2008
131	 Malawi	0	2008
132	 Montserrat	0	2008
134	 Moldova	0	2008
135	 Vanuatu	0	2008
136	 Niger	0	2008
137	 Niue	0	2008
138	 New Caledonia	0	2008
139	 Mozambique	0	2008
140	 Maldives	0	2008
141	 Macau	0	2008
142	 Luxembourg	0	2008
143	 Lesotho	0	2008

144	 Liberia	0	2008
145	 Iceland	0	2008
146	 Honduras	0	2008
147	 Hong Kong	0	2008
148	 Haiti	0	2008
149	 Guyana	0	2008
150	 Guinea	0	2008
151	 Guam	0	2008
152	 Greenland	0	2008
153	 Ireland	0	2008
154	 Dominica	0	2008
155	 Djibouti	0	2008
156	 Cook Islands	0	2008
157	 Turks and Caicos Islands	0	2008
158	 Saint Lucia	0	2008
158	 Somalia	0	2008
159	 Saint Helena	0	2008
160	 Senegal	0	2008
161	 Seychelles	0	2008
162	 Saint Kitts and Nevis	0	2008
163	 Saint Pierre and Miquelon	0	2008
164	 Rwanda	0	2008
165	 Zimbabwe	0	2008
166	 Swaziland	0	2008
167	 Samoa	0	2008
168	 Western Sahara	0	2008
169	 Namibia	0	2008
170	 British Virgin Islands	0	2008
172	 Saint Vincent and the Grenadines	0	2008
173	 Burkina Faso	0	2008
174	 Uganda	0	2008
175	 Tanzania	0	2008
176	 Sao Tome and Principe	0	2008
177	 Togo	0	2008
178	 Tonga	0	2008
179	 Cape Verde	0	2008
180	 Central African Republic	0	2008

181	 Costa Rica	0	2008
182	 Comoros	0	2008
183	 Cayman Islands	0	2008
184	 Sri Lanka	0	2008
185	 Cambodia	0	2008
186	 Burundi	0	2008
187	 Latvia	0	2008
188	 Lebanon	0	2008
189	 Laos	0	2008
190	 Kosovo	0	2008
191	 Kiribati	0	2008
192	 Kenya	0	2008
193	 Jordan	0	2008
194	 Jamaica	0	2008
195	 Grenada	0	2008
196	 Gibraltar	0	2008
197	 Gambia, The	0	2008
198	 French Polynesia	0	2008
199	 Faroe Islands	0	2008
200	 Falkland Islands	0	2008
201	 Fiji	0	2008
202	 El Salvador	0	2008
203	 Eritrea	0	2008
204	 Solomon Islands	0	2008
205	 Bosnia and Herzegovina	0	2008
206	 Bahamas, The	0	2008
207	 Bermuda	0	2008
208	 Armenia	0	2008
209	 American Samoa	0	2008
210	 Afghanistan	0	2008

Notes

- [^] CIA - The World Factbook -- Country Comparison :: Oil - production (<https://www.cia.gov/library/publications/the-world-factbook/rankorder/2173rank.html>)
- [^] Azerbaijan's oil production grows by 8.5% (<http://www.news.az/articles/11990>)

External links

- International Energy Statistics (<http://tonto.eia.doe.gov/cfapps/ipdbproject/IEDIndex3.cfm?tid=5&pid=53&aid=1>) , US Energy Information Administration

Retrieved from "http://en.wikipedia.org/wiki/List_of_countries_by_oil_production"

Categories: Lists of countries

- This page was last modified on 22 February 2011 at 18:50.
- Text is available under the Creative Commons Attribution-ShareAlike License; additional terms may apply. See Terms of Use for details.
Wikipedia® is a registered trademark of the Wikimedia Foundation, Inc., a non-profit organization.